

SELF-PROPELLED SCISSOR LIFTS

GS™-1532 & GS™-1932

Specifications

MODELS	GS™-1532		GS™-1932	
MEASUREMENTS	Metric	US	Metric	US
Working height maximum*	6.57 m	21 ft	7.79 m	25 ft
A Platform height maximum	4.57 m	15 ft	5.79 m	19 ft
B Platform length - outside	1.63 m	5 ft 4 in	1.63 m	5 ft 4 in
extended	2.54 m	8 ft 4 in	2.54 m	8 ft 4 in
Slide-out platform extension deck	0.91 m	3 ft	0.91 m	3 ft
C Platform width - outside	0.74 m	2 ft 5 in	0.74 m	2 ft 5 in
Guardrail height:	1.10 m	3 ft 7 in	1.10 m	3 ft 7 in
Toeboard height	0.15 m	6 in	0.15 m	6 in
D Height - stowed: fixed rails	1.96 m	6 ft 5 in	2.00 m	6 ft 7 in
folding guardrails	2.03 m	6 ft 8 in	2.11 m	6 ft 11 in
rails folded	1.73 m	5 ft 8 in	1.75 m	5 ft 9 in
E Length - stowed	1.83 m	6 ft	1.83 m	6 ft
Length - stowed extended	2.74 m	9 ft	2.74 m	9 ft
F Width	0.81 m	2 ft 8 in	0.81 m	2 ft 8 in
G Wheelbase	1.32 m	4 ft 4 in	1.32 m	4 ft 4 in
H Ground clearance - centre	0.06 m	2.4 in	0.06 m	2.4 in
I - with pothole guards deployed	0.02 m	0.75 in	0.02 m	0.75 in

PRODUCTIVITY

Maximum platform occupancy - indoor	2	2	2	2
Maximum platform occupancy - outdoor	1	1	1	1
Lift capacity	272 kg	600 lbs	227 kg	500 lbs
Drive speed - stowed	4.0 km/h	2.5 mph	4.0 km/h	2.5 mph
Drive speed - raised	0.8 km/h	0.5 mph	0.8 km/h	0.5 mph
Gradeability**	30%	30%	30%	30%
Turning radius - inside	zero	zero	zero	zero
Turning radius - outside	1.55 m	5 ft 1 in	1.55 m	5 ft 1 in
Raise / lower speed	16 / 29 sec	16 / 29 sec	16 / 25 sec	16 / 25 sec
Controls	proportional		proportional	
Drive	dual front wheel		dual front wheel	
Multiple disc brakes	dual rear wheel		dual rear wheel	
Tyres - solid non-marking	30 x 11 x 20 cm	12 x 4.5 x 8 in	30 x 11 x 20 cm	12 x 4.5 x 8 in

POWER

Power source	24 V (four 6 V 225 Ah batteries)		24 V (four 6 V 225 Ah batteries)	
Hydraulic system capacity	14.2 L	3.75 gal	14.2 L	3.75 gal

WEIGHT***

	1,238 kg	2,729 lbs	1,500 kg	3,307 lbs
--	----------	-----------	----------	-----------

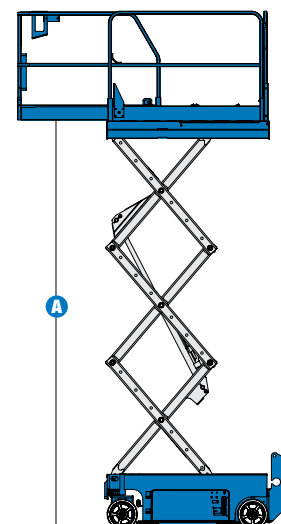
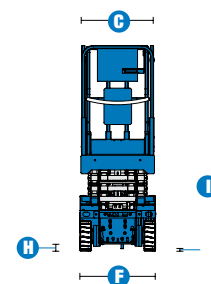
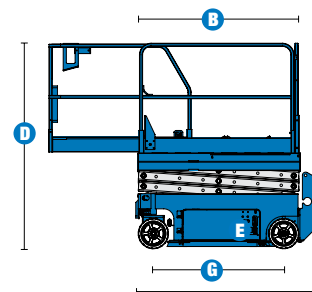
STANDARDS COMPLIANCE

CE EN280, PB-10-611-03, AS 1418.10

* The metric equivalent of working height adds 2 m to platform height. U.S. adds 6 ft to platform height.

** Gradeability applies to driving on slopes, see Operator's Manual for details regarding slope ratings.

*** Weight will vary depending on options and/or country standards.



SELF-PROPELLED SCISSOR LIFTS

GS™-1532 & GS™-1932

Features

STANDARD FEATURES

MEASUREMENTS

GS™-1532

- 6.57 m (21 ft) working height
- Up to 272 kg (600 lb) lift capacity

GS™-1932

- 7.79 m (25 ft) working height
- Up to 227 kg (500 lb) lift capacity

PRODUCTIVITY

- 1.63 m x 0.74 m (5 ft 4 in x 2 ft 5 in) steel platform
- Folding rails with half-height swing gate
- 0.91 m (3 ft) extension deck
- Dual front wheel drive
- Proportional lift and drive
- 30% gradeability
- Platform control with battery charge indicator and diagnostic display
- Manual platform lowering valve
- Emergency stop at both platform and ground controls
- Rear wheel multiple disc brakes
- Front wheel hydraulic dynamic braking
- Manual brake release
- Solid non-marking tyres
- Pothole guards
- Tilt alarm
- Descent alarm
- Electronic horn
- Hour meter
- Dual flashing beacons
- Motion alarm

POWER

- 24 V DC (four 6 V 225 Ah batteries)
- Universal 20 amp smart charger

OPTIONS & ACCESSORIES

PRODUCTIVITY

- Platform swing gate, half height
- Air line to platform
- Platform work lights
- Automotive horn

POWER OPTIONS

- Maintenance-free batteries
- 240 V power to platform

